

# Applying for Fee Waivers


In order to qualify for the Free or Reduced Lunch Fee Waivers, you must do ONE of the following by December 30, 2020:

- #1 Parent Portal Option:
  - Fill out the INCOME section in Data Confirmation in your student's account.
  - (Instructions are on next slides.)
- #2 Survey/Application Option:
  - Fill out the survey here:
    - ENGLISH:  
<https://survey.alchemer.com/s3/6046398/2020-LCFF-Household-Income-Survey>
    - SPANISH:  
<https://survey.alchemer.com/s3/6046398/2020-LCFF-Household-Income-Survey-Spanish>

# Pasadena Unified School District

Please go to you PUSD  
Parent Portal Account.









If you do not have one,  
please contact Ms. Rich at  
[rich.vijah@pusd.us](mailto:rich.vijah@pusd.us) for  
access and account  
information.



The image shows a screenshot of the Aeries Student Information System login page. At the top right, there is a language dropdown menu set to "English". The Aeries logo, a stylized "A" in blue and red, is centered at the top. Below the logo, the word "Aeries" is written in a large blue font, with "Student Information System" in a smaller red font underneath. A white input field for "Email" is positioned below the text. A red button labeled "NEXT" is centered below the input field. At the bottom of the login section, there are links for "Forgot Password?" and "Create New Account". Below the login section, there is a promotional banner for the "Aeries Mobile Portal App" with buttons for "Download on the App Store" and "GET IT ON Google Play".

Once you login to your Parent Portal account, please select Student Info from the left-hand side menu.

A vertical sidebar menu for the Aeries Student portal. At the top is the Aeries logo (a stylized 'A' in a square) followed by the text 'Aeries Student'. Below this are seven menu items, each with an icon and a text label: 'Dashboard' (house icon), 'Student Info' (school bag icon), 'Attendance' (two people icon), 'Grades' (notebook icon with 'A+' grade), 'Classes' (classroom icon), 'Medical' (bandage icon), and 'Test Scores' (circle with 'A+' grade).

-  **Aeries** Student
-  Dashboard
-  Student Info
-  Attendance
-  Grades
-  Classes
-  Medical
-  Test Scores

## Select **Data Confirmation**.

If this is your first time on Parent Portal, please complete this entire section.

< Student Info

Profile

Demographics

Supplemental

Contacts

Data Confirmation

504 Plans

GATE

Language Assessment

Special Programs

The Data Confirmation allows parents to maintain up to date information for their student.

This process requires specific information about the student, such as, emergency contacts and medical in

Follow the instructions on each tab below to complete the Re-Enrollment process. Step by Step document website in the Parent Portal Resources. [Click Here](#)

Family Information

Income

Student

Contacts

Documents

Authorizations

Final Data Confirmation

Last Confirmed: 8/7/2020 11:45:10 PM

Thank you for submitting your household income information. This area is not editable at this time. Please continue to the next step.

If you already submitted this information, or skipped it, you will get this message. **If you get this message and aren't sure if you applied, please fill out the form in Option #2 -at the beginning of these slides.**

To apply for Fee Waivers, be sure to fill out the requested information under **INCOME**.