


## How to View and Print Report Cards in Parent Portal

You will need to have a parent portal account in order to access your child's report card. If you need to create an account, please visit your child's school for the information needed to create a parent portal account.

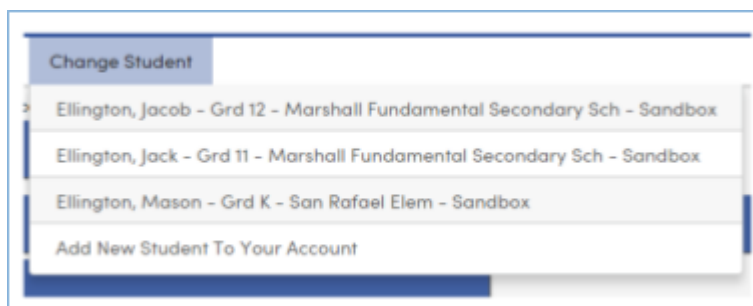
### 1. Sign into your parent portal account

1. Navigate to [pusd.us/parentportal](http://pusd.us/parentportal)
2. Click on the Aeries login page image
3. Log into your parent portal account



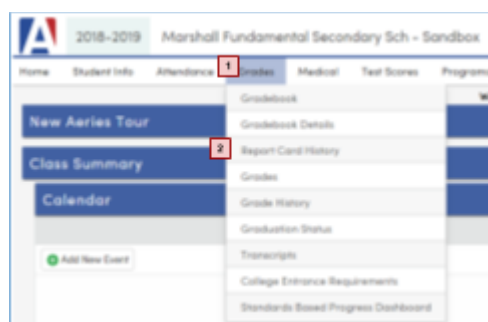
### 2. Select the student

If you have multiple students linked to your parent portal, chose the student whose report card you'd like to view



### 3. Go to Report Card History

1. Click on Grades
2. Click on Report Card History



### 4. View Report Card

1. Click on the report card you would like to view
2. PDF will pop up on seperate window which can be printed if needed

School	Year	Term	Grade	Type	Report Title	Report Card	Date
Marshall Fundamental Secondary Sch - Sandbox	2017	FNL Sm2	11	Grade	Spring Semester - Final Grades	English	06/05/2018
Marshall Fundamental Secondary Sch - Sandbox	2017	3rd Prg	11	Grade	Spring Semester - 3rd Prpg Report	English	05/07/2018
Marshall Fundamental Secondary Sch - Sandbox	2017	2nd Prg	11	Grade	Spring Semester - 2nd Prpg Report	English	04/03/2018
Marshall Fundamental Secondary Sch - Sandbox	2017	1st Prg	11	Grade	Spring Semester - 1st Prpg Report	English	02/21/2018