

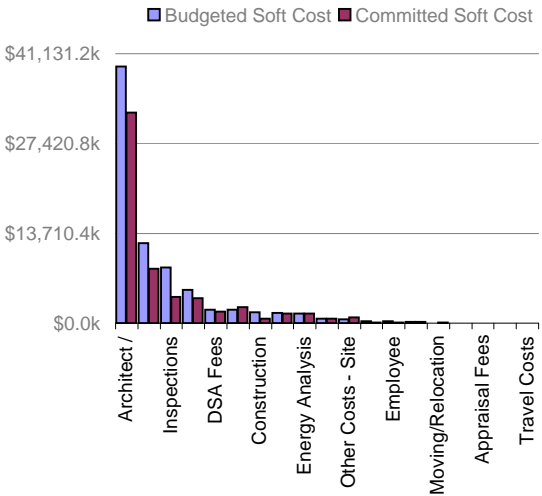


Program Status By Cost Category

Cost Categories, Contingencies, and Reserve
Data Date = 08/19/2014

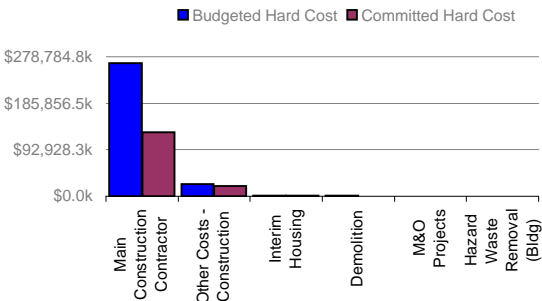
Soft Cost

	Budget	Committed	Uncommitted Budget
Architect / Engineering Fees	\$39,173k	\$32,168k	\$7,005k
Other Costs - Planning	\$12,261k	\$8,294k	\$3,967k
Inspections	\$8,507k	\$4,004k	\$4,503k
Owner's Representative	\$5,108k	\$3,809k	\$1,299k
DSA Fees	\$2,087k	\$1,778k	\$308k
Classified personnel salaries	\$2,085k	\$2,421k	-\$336k
Construction Tests	\$1,690k	\$703k	\$987k
Preliminary Tests	\$1,523k	\$1,421k	\$102k
Energy Analysis	\$1,466k	\$1,471k	-\$5k
Surveying Costs	\$714k	\$646k	\$68k
Other Costs - Site	\$592k	\$845k	-\$253k
Hazard Waste Removal (Site)	\$247k	\$136k	\$110k
Employee Benefits	\$245k	\$108k	\$137k
Site Support Costs	\$215k	\$211k	\$4k
Moving/Relocation Expense	\$24k	\$126k	-\$102k
CDE Fees	\$17k	\$17k	\$0k
Appraisal Fees	\$12k	\$12k	\$0k
Dues and Memberships	\$10k	\$4k	\$6k
Travel Costs	\$10k	\$10k	\$0k
Total	\$75,985k	\$58,184k	\$17,801k



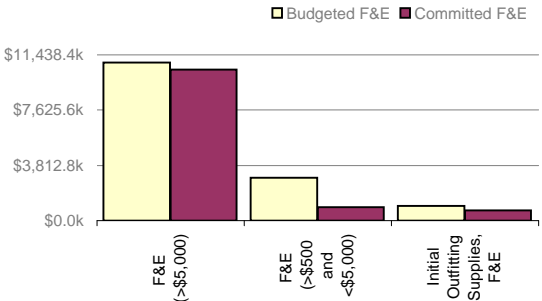
Hard Cost

	Budget	Committed	Uncommitted Budget
Main Construction Contractor	\$265,509k	\$127,824k	\$137,685k
Other Costs - Construction	\$24,106k	\$19,956k	\$4,151k
Interim Housing	\$1,565k	\$1,176k	\$389k
Demolition	\$1,405k	\$130k	\$1,275k
M&O Projects	\$611k	\$438k	\$173k
Hazard Waste Removal (Bldg)	\$427k	\$239k	\$188k
Total	\$293,624k	\$149,763k	\$143,861k



Furniture & Equipment

	Budget	Committed	Uncommitted Budget
F&E (>\$5,000)	\$10,894k	\$10,433k	\$461k
F&E (>\$500 and <\$5,000)	\$2,973k	\$921k	\$2,052k
Initial Outfitting Supplies, F&E	\$1,007k	\$694k	\$313k
Total	\$14,873k	\$12,047k	\$2,826k



Project Contingencies & Program Reserve

	Budget	Committed	Uncommitted Budget
Project Contingency	\$21,253k	\$0k	\$21,253k
Total	\$21,253k	\$0k	\$21,253k
	Budget	Committed	Uncommitted Budget
Grand Total	\$405,735k	\$219,994k	\$185,741k

