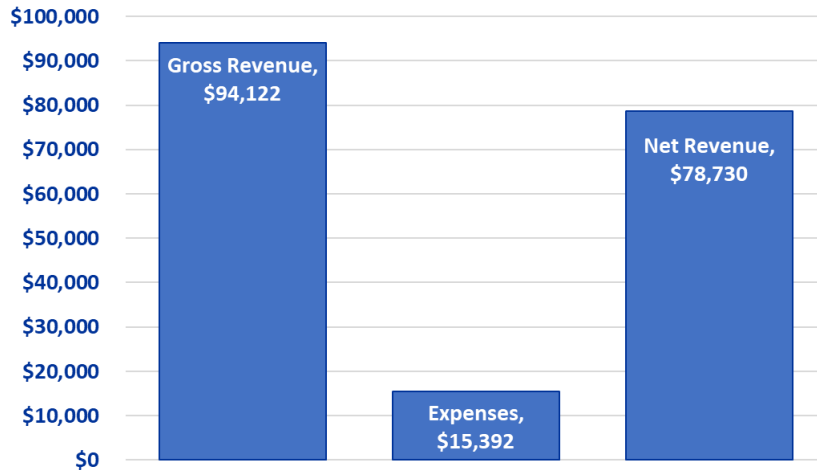




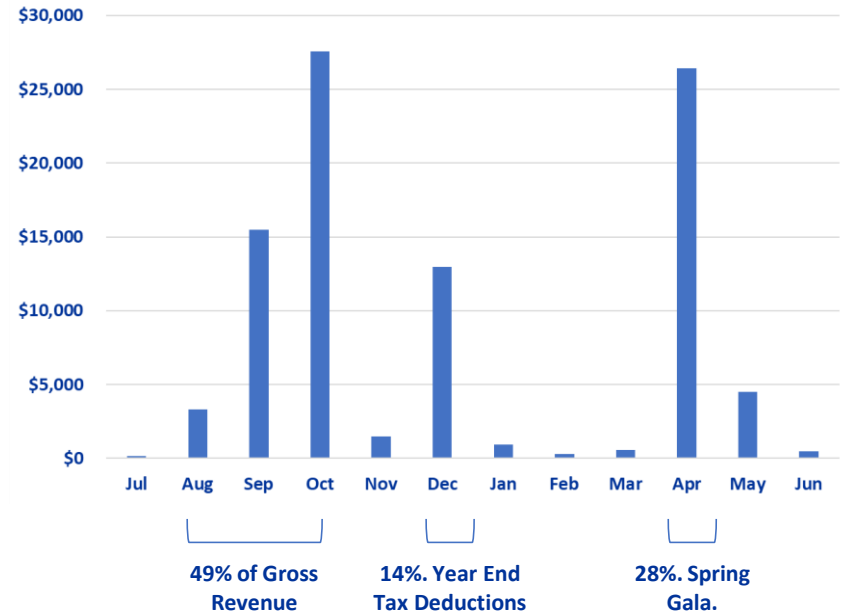
2017-2018 Hamilton Annual Fund Recap

Revenue & Expenses



Expenses Represent 16% of Gross Revenue. Opportunity to look for ways to reduce expenses.

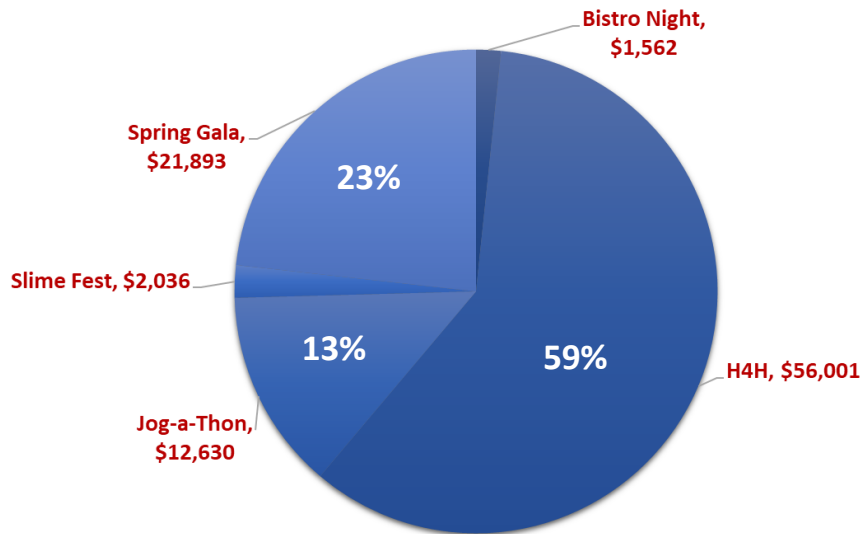
Donations by Month



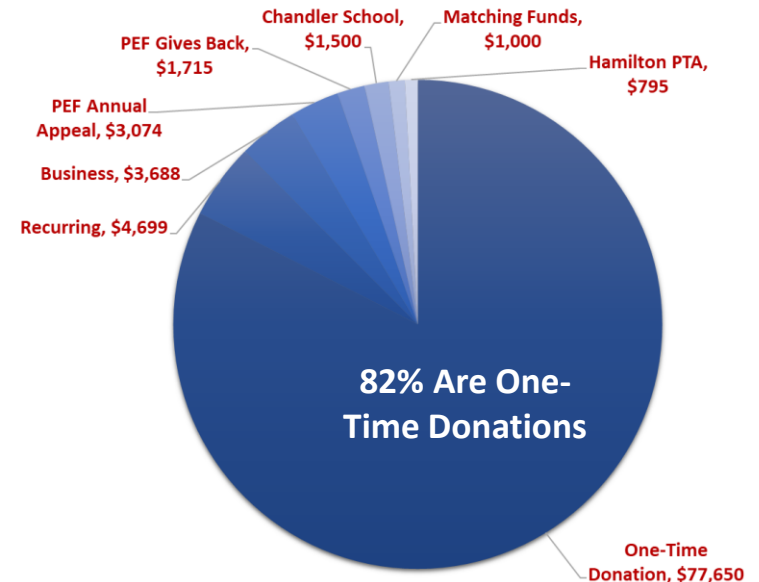


2017-2018 Hamilton Annual Fund Recap

Revenue by Program



Revenue by Source Type



All non-one time donations are for Hamiltons For Hamilton
(except Chandler School: Spring Gala)

Three Businesses, One Matching Fund



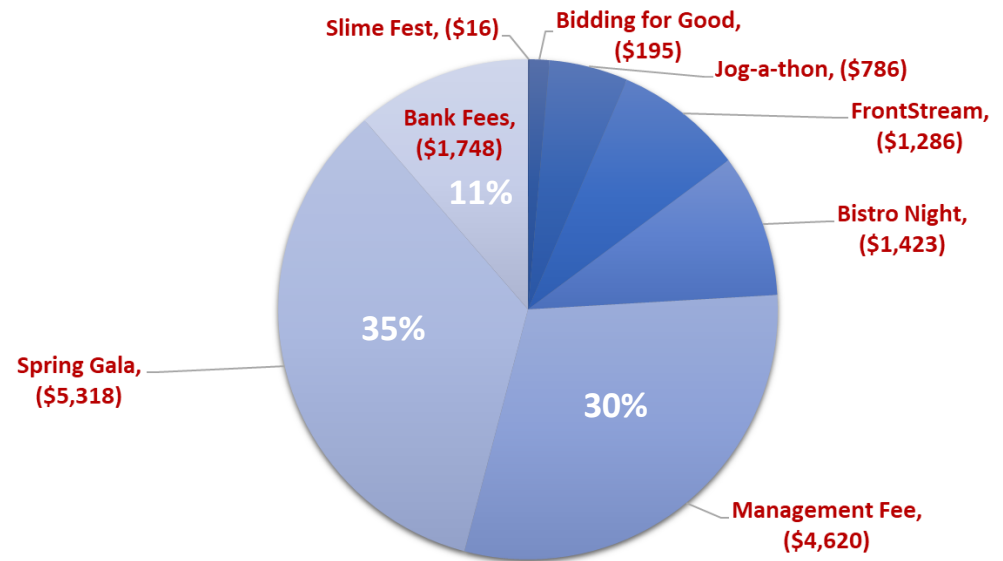
2017-2018 Hamilton Annual Fund Recap

Event	Expenses	Revenue	Profit	Margin
Slime Fest	\$16	\$2,036	\$2,020	99%
Jog-a-thon	\$786	\$12,630	\$11,844	94%
Spring Gala	\$5,318	\$21,893	\$16,575	76%
Bistro Night	\$1,423	\$1,562	\$139	9%

Funds Beginning	Amount
2017/2018	\$201,292
PEF Charge*	\$116,212
Revenue	\$94,122
Total Expenses	\$15,392
Remaining	(\$37,482)

* 2 Teachers, 1 Librarian

Expenses



Spring Gala, Management Fees (PEF), and Bank Fees comprise 76% of all expenses